

Health PEI

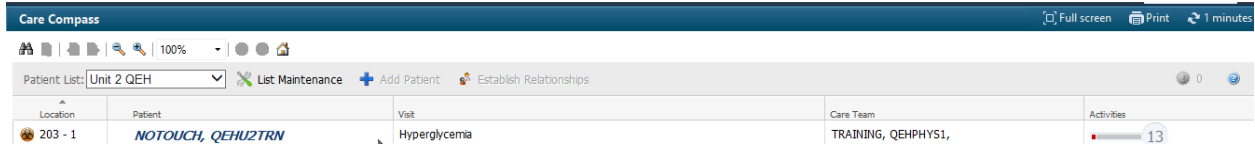
CLINICAL INFORMATION SYSTEMS

Care Compass

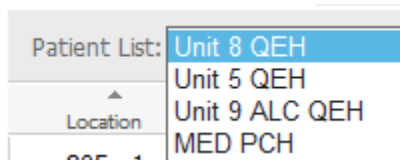
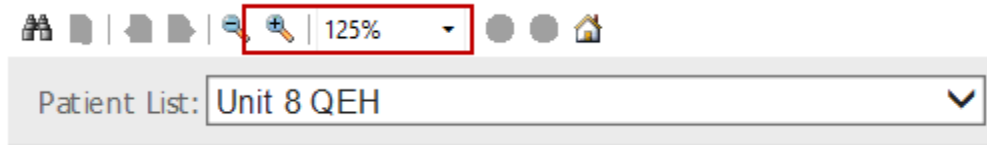
Quick Reference Guide

Care Compass Quick Reference Guide

“Hover and Discover”



To increase the resolution of Care Compass, use the magnifier or drop down located above the patient list toolbar.



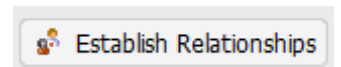
The dropdown shows all your active lists. The window will pull in a max of 13 patients face up at one time depending on the resolution on the page.

Relationships:

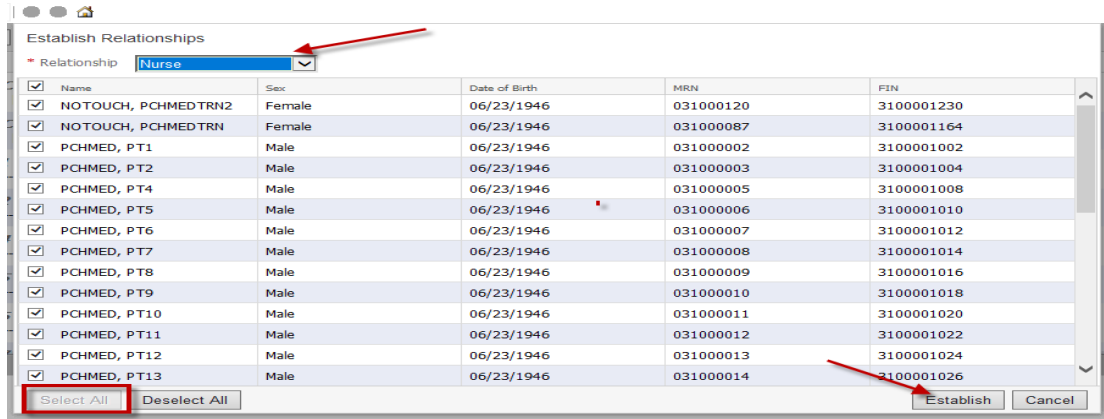
No Relationship Exists indicates that you will need to declare a relationship.

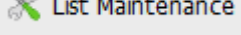


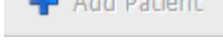
To establish a relationship, click on the Establish Relationships button.

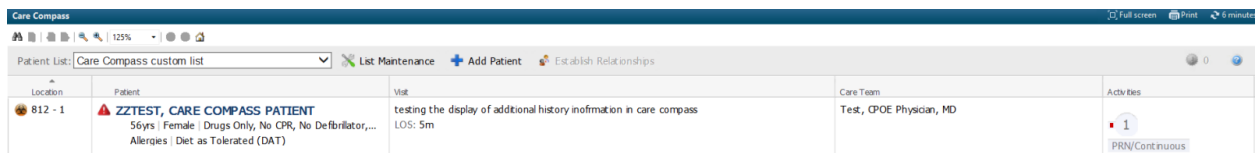


Select your relationship and click Establish at the bottom of your screen. Patients can be deselected by removing the defaulted checkmark.

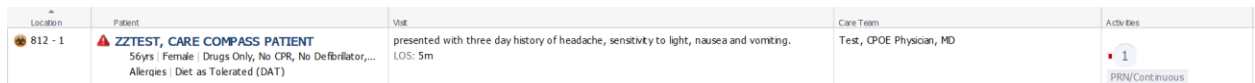


The list maintenance icon  functions the same as the wrench icon on the Patient list tab.


If using a custom list you can add to the list using the  icon.

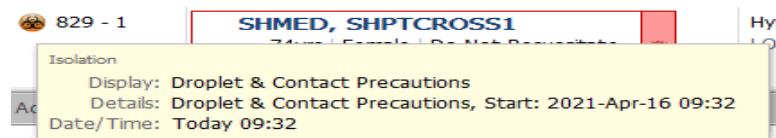


Columns: Location and Patient columns are sortable, use the grey delta 

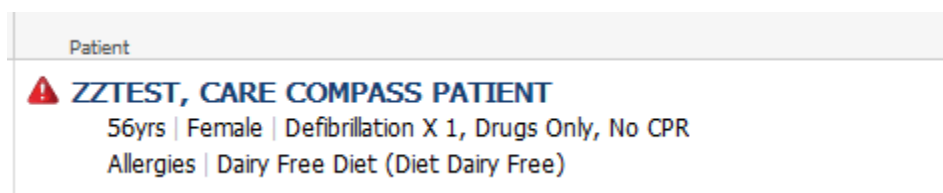


LOCATION Column  812 - 1 . displays the unit/bed number.


The Isolation Icon  indicates an active Isolation status. Hover over it to see details.



PATIENT Column



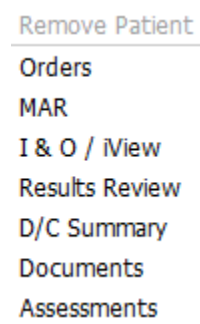
This column contains patient information such as: age, gender, Resuscitation Status, Allergies, Diet. Hover over any of the terms for additional details.

The  icon represents High Risks Alerts. This contains Alerts for: History of Violence and Aggression, Suicide Precautions, Mental Health Act Status, Psychiatric Alerts, Suicide Risk Level, Braden(Score 9 or less), Conley Score (4-10), Pediatric Braden Q and Pediatric Fall Assessment.

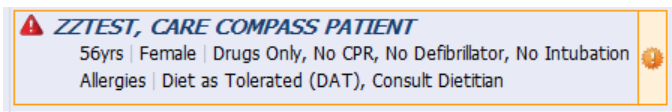
Left click on the Patient's name to open the chart to the Handoff page.

PATIENT Column continued:

Right click opens the **Quick Links**. Quick links are links to the Orders, MAR, I &O. iView, Results Review, D/C Summary, Documents and Assessments tabs. **Remove** is active only for custom lists and is used to manage custom list content.

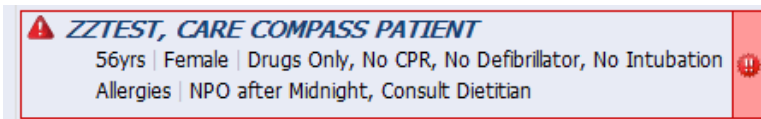


Individual Order /Result Review: An Orange icon indicates New orders/results to be reviewed.

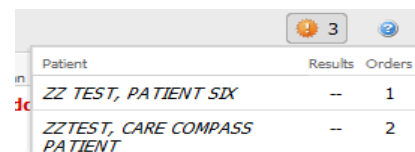


Click on the icon. A window will open showing all new items that require review. If there are a lot of orders the window will have a scroll bar. This gives a view of all new, modified, D/C or completed orders.

Stat Orders/Critical results: The name is outlined in red with a red icon.



The same review process can be accessed from the New Orders/Results Review icon at the top right of the Care Compass window. The number next to the icon indicates the number of orders/results to be reviewed.



Clicking on the icon will display the patients name and the number of orders/results to be reviewed per patient on your list.

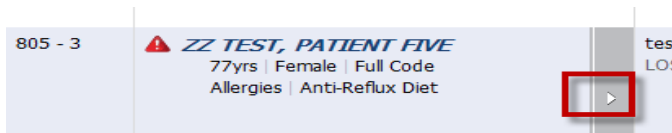
Patient	Results	Orders
QEHEIGHT, P T Z	19	--
SHMED, SHPTCROSS1	19	--

***Nurse Review is to be completed from the Orders page**

PATIENT Column continued:

Task Activity Viewer

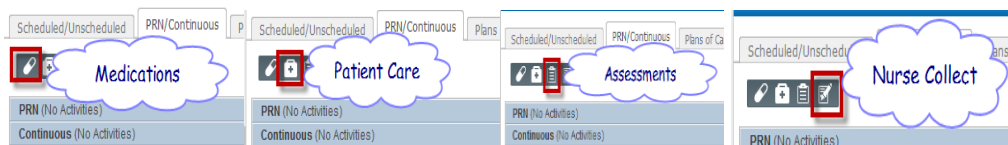
A triangle icon is available when you hover over the right side of the patient name box. It allows you to access the **Task Viewer** window. Select the icon.



The window displays the Scheduled/Unscheduled, PRN/Continuous, and Patient Information Tabs. Tasks can be filtered by 2, 4 and 12 hours. Two hours is the default. Overdue tasks are displayed in red and will be at the top of the list.



The Scheduled/Unscheduled tab and the PRN/Continuous tab have icons associated to tasks.



Medication tasks are to be documented on the MAR so this icon has no associated tasks.

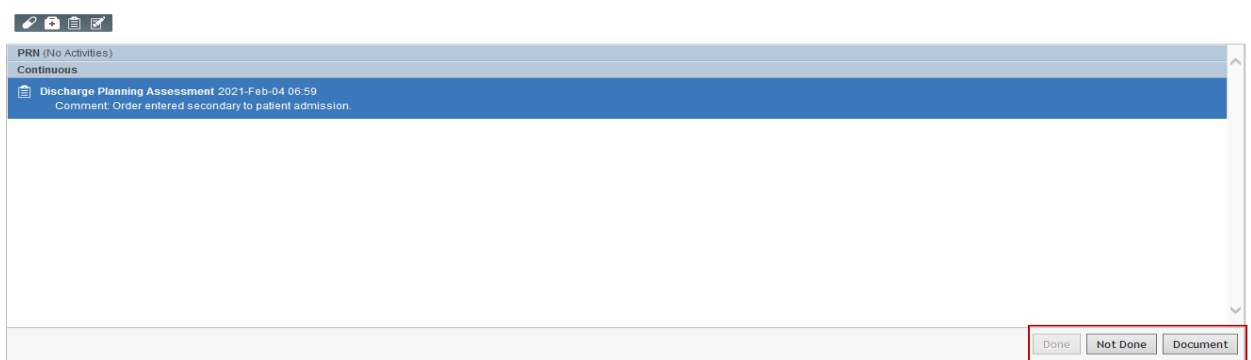
At the bottom of the Task Activity Window are three buttons: Done, Not Done and Document. Depending on the task, the buttons will be active or greyed out. You can multi select tasks by using the CTRL key. The Document option will open to iView or to the appropriate Ad-Hoc form to complete your documentation.

PATIENT Column continued:

Scheduled/Unscheduled Tab (also lists Allied Health consults)



PRN/Continuous Tab houses PRN and Continuous activities.



Patient Information Tab

ZZTEST, CARE COMPASS PATIENT Age: 56yrs Sex: Female DOB: 09/03/1964 MRN: 888000134 FIN: 06366345

Scheduled/Unscheduled PRN/Continuous Patient Information

Location 814 - 1 Isolation: Droplet & Contact with Visor Precautions	Care Team Admitting Physician, Attending Physician Test, CPOE Physician, MD --- Consulting Physician Adams, Lenley S, MD --- Consulting Physician Test, Oncologist, MD --- Hospitalist Test, Hospitalist, MD --- Pediatrician Test, Pediatrician, MD --- Physiatrist Test, Physiatrist, MD ---
Patient Resuscitation Status: Defibrillation X 1, Drugs Only, No CPR Diet: Dairy Free Diet (Diet Dairy Free) High Risks: Suicide Risk Level High Apr 20, 13:36 Auth (Verified) Fall Risk Score Conley 4 Apr 20, 13:17 Auth (Verified) Braden Score 9 Apr 20, 13:16 Auth (Verified) Level 4 (Hourly) Observation Level 4 (Hourly), Accompanied: Yes, Start: 2021-Apr-20 10:20, test Apr 20, 10:20 History of Violence/Aggression Start: 2021-Apr-20 08:27 Apr 20, 08:27 Watchmate Initiation Yes, Start: 2021-Feb-04 15:54 Feb 04, 15:54 Form 1(b) Involuntary Addictions Assess Form 1(b) Involuntary Addictions Assess, Form 3 Reassess by 2nd Psychiatrist, Letter of Rights Given: Yes, Start: 2021-Feb-04 13:17 Feb 04, 13:17 Elopement Risk, Level 1 (Constant Care), Yes Level 1 (Constant Care), Accompanied: Yes, Elopement Risk, Punctuals: Accompanied, Suicide Precautions: Yes, Start: 2021-Feb-04 13:17, testing Feb 04, 13:17 Allergies: erythromycin	

VISIT Column is information about reason for visit, admission date, and length of stay.

CARE TEAM Column

Attending Physician is displayed face up. Other Physician/Nurse Practitioner care team members are viewable by hovering.

Test, CPOE Physician, MD

Care Team

Admitting Physician, Attending Physician
Test, CPOE Physician, MD

Consulting Physician
Test, Oncologist, MD

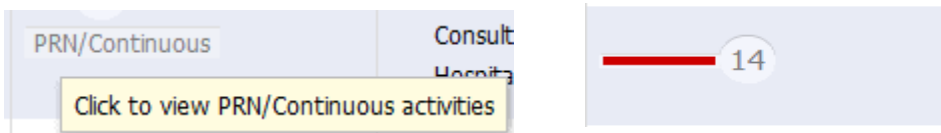
Hospitalist
Test, Hospitalist, MD

ACTIVITIES Column displays both Scheduled/Unscheduled and PRN/Continuous tasks

All options are hyperlinked. The number in the circle is for Schedules/Unscheduled tasks. In this example (3) tasks are overdue. (Number in brackets is red)

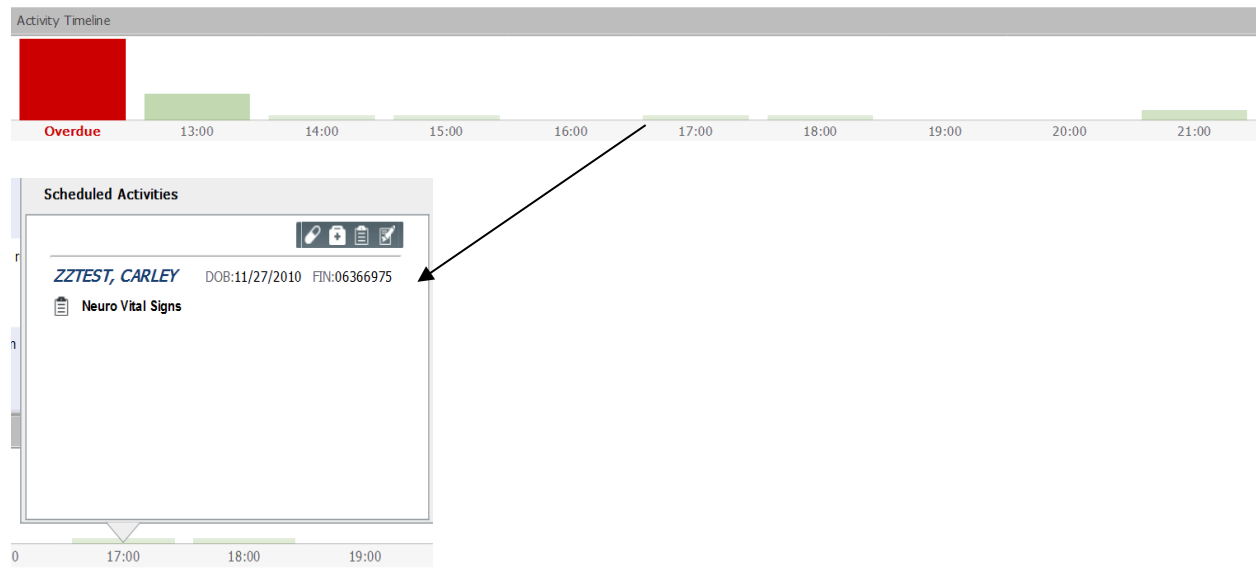
Activities	Plan of
	AM Ne Consul
PRN/Contint Scheduled/Unscheduled	
Medications: 20 (20) Patient Care: 4 (3) Assessment: 7 (7) Other: 0	

The PRN/Continuous Icon does not display a number but you can click to view the list of PRN/Continuous tasks. If PRN/Continuous is not a visible link in the activity column, it means there are no current PRN/Continuous tasks for the patient.

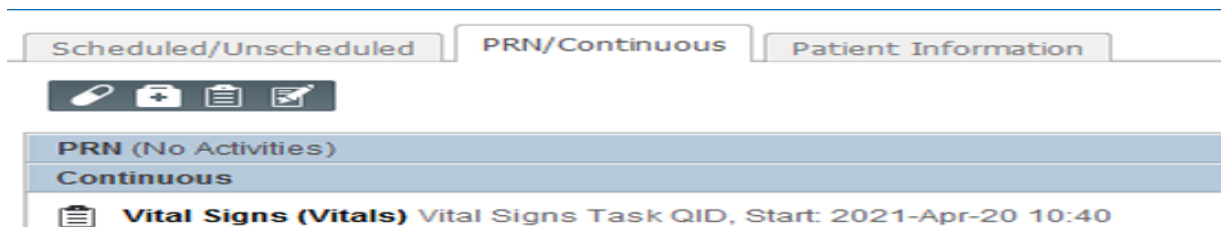


Activity Timeline











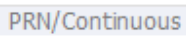







Scheduled tasks for the defined patient list display in the Activity Timeline at the bottom of the Care Compass window. Overdue tasks are in the red block, current tasks post in the green blocks based on an hourly time range. Larger blocks indicate more tasks in this time slot. Clicking on the box opens up the window for pending or overdue. Tasks display in a rolling 12 hour view.



- Where is my Time Frame selection when I login?
 - **This is no longer required with Care Compass as it uses a rolling 12 hour time frame for all activities**
- Where do I find my Vital signs or Blood Glucose frequencies?
 - **Access this information through the Task View window under PRN/Continuous tab**



Care Compass Icons

Icon	Description
	List Maintenance: opens the List Maintenance dialog box and allows you to manage list.
	Add Patient: Opens the Add Patient window and allows you to add a patient to a custom list.
	Establish Relationship: Opens Establish Relationship Dialog box.
	High Risk Alert: Indicates that the patient has high risk indicators.
	Isolation: Indicates the type of isolation ordered.
	Medication: Indicates Medication Activities (CURRENTLY NOT ACTIVE)
	Patient Care: Indicates Patient Care Activities.
	Assessments: Indicates Patient Assessment Activities.
	Other: Indicates Other Activities.
	Scheduled/Unscheduled: Indicates Scheduled/Unscheduled activities for a patient.
	PRN/Continuous: Indicates PRN and Continuous activities for a patient.
	Stat Priority: Indicates that the patient has STAT orders.
	Critical Results: Indicates that the patient has Critical results.
	Non-Critical New Information: Indicates that the patient has new non-critical results or orders.
	Critical New Information: Indicates that the patient has new critical results or STAT orders.
	Abnormal Result: Indicates result is Abnormal.
	High Result: Indicates result is High.
	Low Result: Indicates result is Low.