

## Chart Overview

You are able to

- View and / or chart patient information.
- This information is encounter specific unless date ranges are adjusted.

**ZZ TEST, ZELLAH**  
Inpatient (2014-Sep-24 11:12 - 2014-Sep-24 11:28)

Age: 46 years      Sex: Female      Loc: PAND ENDO QEH; PAN ENDO; 2ARO-MRSA      ESBL  
DOB: 1970-Apr-03      MRN: 888000696      \*\* No Known Allergies \*\*      RESUS:

Menu      Hand Off      Normal view      Print      0 minutes ago

Hand Off      Discharge Summary      Orders      Task List      MAR      MAR Summary      Med List      I & O      Results Review      Assessments      Overview      Review Chart      Documents      Form Browser      Allergies      Patient Info      Histories      Problems and Diagnoses      Transfusion Summary Report      Patient Schedule      Reference Text Browser

Hand Off      Assessments      Consults      Downtime      Shift Summary

**ZZ TEST, ZELLAH** Female 46 years DOB: 04/03/1970 MRN: 888000696 FIN: 03280279 Isolation: Visit Reason: abd

**Patient Information**

Reason For Visit:	abd
Primary Physician:	Test, CPOE Physician, MD
Attending Physician:	No results found
Admitting Physician:	No results found
Admit Date:	09/24/14
Advance Directive:	Yes
Last Visit:	11/28/16 (Inpatient)
Code Status:	No results found
Emergency Contact (1)	
TEST, BILLY:	(902) 899-8987

**Patient Background**

Service:	General Medicine	09/24/14 11:13
Isolation:	No results found	
Activity Order:	No results found	
Diet:	No results found	
Pain Score:	No results found	
TLR Transfer:	Independent transfer	03/13/15 08:33
Lift Decision:		
Histories of	Yes	07/27/16 11:15

**Vital Signs**

Last 72 hours for the selected visit

No results found

**Measurements and Weights (4)**

Last 7 days for the selected visit

No results found

**Labs**

Last 7 days for the selected visit

No results found

**Diagnostic Imaging (0)**

**Medications**

**Active Orders**

**Communication Orders (1)**

Selected visit	Status	Ordered
ECG if	Ordered	06/01/16 09:53





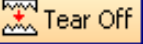
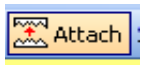

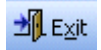
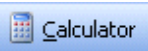




**Documents (0)**




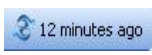




**Home Medications (9)**

**Immunizations (1)**

**Overdue Tasks (0)**

## PowerChart Icons available within the Chart View

	<b>Patient Access List</b> - When selected displays a high-level overview of key patient information.
	<b>Patient Lists</b> - Used to access the Clinicians patient list from the organizer level. This contains basic information only.
	<b>Multi-Patient Task List</b> – Used by Specialty Nurses and Allied Health Clinicians to identify in-patients that have consults ordered for their department
	<b>Links</b> -This enables you to access internet links.
	<b>Tear Off this View</b> -Detaches (creates a copy of) the active view and floats it on your desktop. You can continue navigating in the patient chart while keeping important data in view.
	<b>Attach to Chart</b> Reattaches the torn off page to its proper place in the flowsheet.
	<b>Patient Search</b> – opens the Patient Search dialog box to enable you to search a patient's chart and / or a specific encounter.
	<b>Exit</b> – Closes your powerchart application and brings you back to the Cerner Millennium Portal.
	<b>Launch Clinical Calculator</b> – launches the clinical calculator application, which provides various clinical formulas. When you complete the required data boxes, the calculator solves the equation.
	<b>Ad Hoc Charting</b> – Opens a series of ad hoc charting forms to allow you to chart an unordered task. If you do not have privileges to perform ad hoc charting, this option is not available to you.
	<b>Patient Management Conversations</b> – Displays a menu listing sit ATD (Registration)actions that can be initiated from the patient chart. For example, initiation of ARO Alerts. Access is available to select groups of clinicians ( Infection Control Practitioners, Registration staff)
	<b>Documents</b> – Opens the Person Mgmt: Documents window,where you can search for a patient by MRN or Name and then print labels.
	<b>Patient Product Inquiry</b> - Allow for checking of blood product

	<b>List</b> – Opens the next chart from your PAL to the same tab on the Navigation Bar
	<b>The Recent icon</b> – When selected displays the last 5 patient charts that you have accessed. A patient's chart can be opened, by clicking on the name.
	<b>Print</b> – Prints the current window.
	<b>Refresh icon</b> - Refreshes the info on the screen that is open. Note: Refreshing one screen does not refresh information on other screens; therefore refresh each screen as needed
	<b>Properties</b> – Allows you to filter the display.
	<b>Copy</b> – Copies the selection to the clipboard.
	<b>Paste</b> – Inserts the contents of the clipboard at the insertion point, and replaces any selection. This command is available only if you have cut or copied an object, text, or contents of a cell.
	<b>Graph</b> – Allows you to view a line graph of the selected results.

#### NOTE:

The Availability of the following Icons will vary depending upon which Tab you are viewing within the patients chart. (Example: The seeker and graph icons are not available in the Documents Tab.)