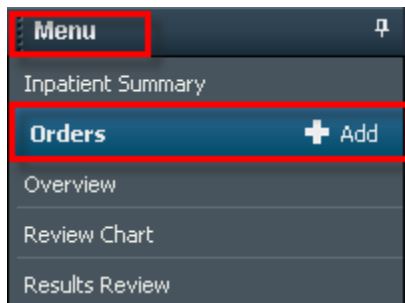


Communication Orders

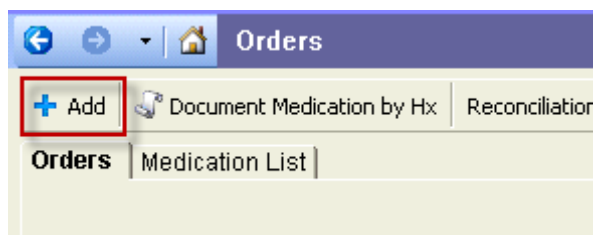
- Communication orders are for the purpose of communicating information to nurses and other clinicians. They are actual orders, viewed with orders and managed the same. There are different types of communication orders.
 1. **Conditional orders:** Give nurses permission to enter an order under specific conditions.
Ex: ECG if chest pain. If the patient has chest pain the nurse will place the order and get an ECG done.
 2. **Freetext orders:** Used only when you are unable to find an appropriate order.

To place a communication order:

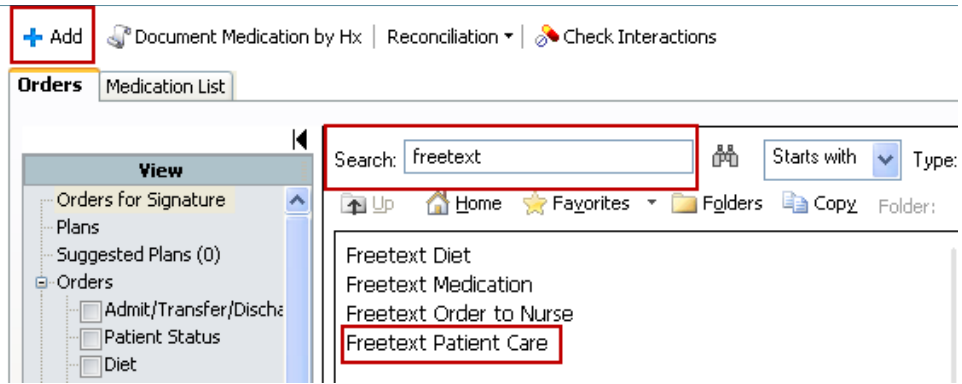
1. On the Menu select Orders.



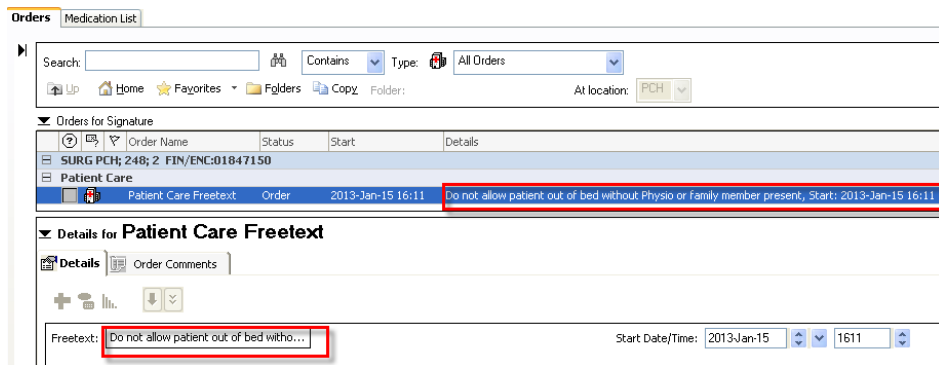
2. Click the **+Add** button on the Orders Menu or above the Orders tab from the Orders page.



3. The Add Order window opens
4. In the Search field type **Freetext**.
5. Click on the order.



6. Fill in the desired details.



7. Sign

8. Refresh

Note: Exception Medication Orders – Use “Miscellaneous Medication” Order

Order and Draw

- Are communication orders directing the nurse to obtain a blood sample and then place the appropriate lab order to go to the lab.
- They are mainly used for ABG's, therapeutic drug levels and to make blood cultures conditional.
- The following is a list of all Order and Draw orders in CIS

Order and Draw Order and Draw ABG Order and Draw Blood Culture Aerobic (Pediatric) Order and Draw Blood Culture Aerobic (Pediatric) x2 Order and Draw Blood Culture Aerobic/ Anaerobic Order and Draw Blood Culture Aerobic/ Anaerobic X 2 Order and Draw carBAMazepine Level Order and Draw Digoxin Level Order and Draw Gentamicin 22 Hr Post Level (Neonates) Order and Draw Gentamicin Level Post (PEDS Extended) Order and Draw Gentamicin Level Pre (Extended) Order and Draw Gentamicin Level Pre and Post (Traditional) Order and Draw Lithium Level Order and Draw Phenytoin Level Order and Draw Theophylline Level	Order and Draw Tobramycin Level Pre (Extended) Order and Draw Tobramycin Level Pre and Post (Traditional) Order and Draw Valproic Acid Level Order and Draw Vancomycin Level Pre Order and Draw Venous Blood Gas
---	--

How to place an Order and Draw Order:

1. Select the appropriate Order and Draw order
2. Enter any comments in the Freetext field
3. Sign the Order

▼ Orders for Signature

Order Name	Status	Start	Details
Order and Draw ABG	Order	2013-Jan-15 09:49	Start: 2013-Jan-15 09:49

▼ Details for **Order and Draw ABG**

Details | Order Comments

+

Freetext:

Start Date/Time: 2013-Jan-15 0949

Note Nursing/RT will enter the lab order, draw the blood and complete the Order and Draw order.

Order and Collect

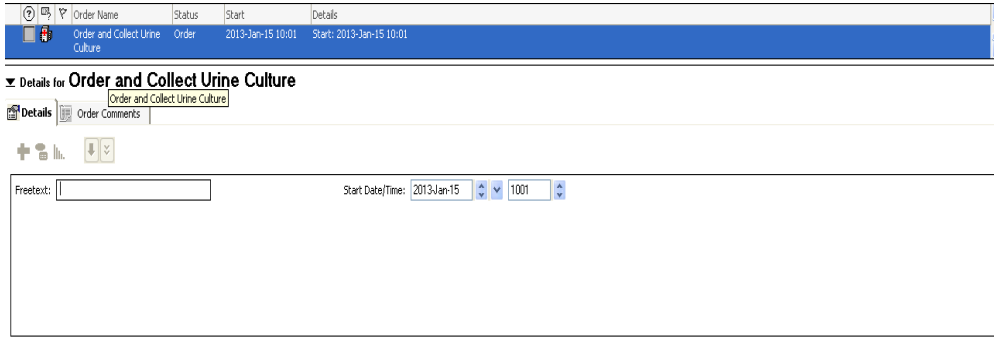
- Use for urine cultures, urinalysis, stool specimens, wound cultures and sputum specimens.
- Directs nursing to obtain the specimen, and once obtained, nursing will enter the order for the lab.
- The following is a list of all Order and Collect orders in CIS:

[Order and Collect](#)

Order and Collect Sputum
Order and Collect Stool
Order and Collect Urinalysis
Order and Collect Urine Culture
Order and Collect Wound Culture

How to place an Order and Collect order:

1. Enter the Order and Collect Order
2. Enter any comments in the Freetext field
3. Sign



Note: The Nurse /RT will collect the sample, enter the order and complete the Order and Collect order.