

Documenting Medication Administration

1. Single click on the appropriate task box or right click and select “**Chart Details**” from the options. The charting window for the medication selected is displayed.

Medications	2012-Nov-05 21:00	2012-Nov-05 17:00	2012-Nov-05 16:11	2012-Nov-05 16:00	2012-Nov-05 16:00
docusate					
hydrochlorothiazide					
hydrochlorothiazide					
lisinopril					
lisinopril					
predniSONE					
predniSONE					
predniSONE					
predniSONE					

lisinopril: POWERPLANTEST, TWENTYTHREE

lisinopril
20 mg, Oral, Tab, Start: 2012-Nov-05 16:00

*Performed date / time : 2012-Nov-05 1600

*Performed by : Murphy, Bethany A, RN

Witnessed by :

*lisinopril : 20 mg

Diluent : <none> ml

*Route : Oral Site :

Not Given

Reason :

Comment...

2. Compare the medication you have administered against the order details in the task window.
3. In the detail section, the performed date and time and the name of the person administering the medications are defaulted. Please review for accuracy.
4. The performed time defaults to the current time. To change the date or time, enter a new date and time, or click the arrows.
5. If your name is not defaulted in the task window, you will need to log out and log back in.

- Verify the defaulted information, make any modification(s) as required, and enter any additional information required (such as additional charting elements, Nurse Witness, etc).

digoxin 0.0625 mg Tab: POWERPLANTEST, TWENTYTHREE

digoxin
0.0625 mg, Oral, Tab, Start: 2012-Nov-06 21:00

*Performed date / time : 2012-Nov-06 1500

*Performed by : Murphy, Bethany A, RN

Witnessed by : Test, CPDE RN, RN

Apical Heart Rate : 90 bpm Trend

*digoxin : 0.0625 mg

Diluent : <none> ml

*Route : Oral Site :

Total Volume : 0 Infused Over : 0

2012-Nov-06 1400	2012-Nov-06 1500	2012-Nov-06 1600	2012-Nov-06 1700	2012-Nov-06 1800	2012-Nov-06 1900

Not Given

Reason :

Comment...

- To enter comments relating to the administration event, single click the **“Comment”** button. A dialog box will open up on screen.

- Type the comment into this box and single click the **“OK”** button.


Comment

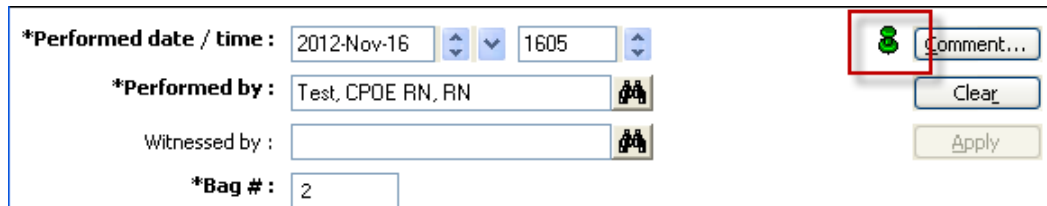
Patient takes with jam.

OK Cancel

Comment...

One of **three** icons may be displayed in this manner:

1. A green push pin  icon is displayed to the left of the “**Comment**” button to indicate that a comment exists for this event.




*Performed date / time : 2012-Nov-16 1605

*Performed by : Test, CPOE RN, RN


Witnessed by :

*Bag # : 2

 Comment...

Clear

Apply

2. A piece of paper with a red X  indicates that the IV event has been modified. This indicator applies to the whole event (begin bag, infuse, bolus, rate change), not just the performed date and time.



*Performed date / time : 2012-Nov-16 1554

*Performed by : Test, CPOE RN, RN


Witnessed by :

*Bag # : 1

 Comment...

Unchart...

Apply

3. A piece of paper with a red X and a pushpin  indicates that the event has been modified and has a comment.



*Performed date / time : 2012-Nov-16 1554

*Performed by : Test, CPOE RN, RN

Witnessed by :


 Comment...

Unchart...

Apply

4. Click the check mark  to sign your entries.

5. If a comment is entered, an asterisk is displayed next to the charted event.

Medications	2012-Nov-06 15:00
Scheduled	
 digoxin 0.0625 mg, Oral, Tab, BID, Start: 2012-Nov-05 16:00	
digoxin	* 0.0625 Auth (Ver
Apical Heart Rate	90 Auth (Verified)