


















FirstNet ED & MHA LaunchPoint Quick Reference Guide



Patient Information

The Patient Information column displays the patient's name, triage information, medical history and any other critical information.

	Critical Notes: A note specified by your organization is available
	Allergies: Confirmed allergy information exists on the patient's medical record
	No Known Allergies: No known allergies exist
	Allergies Not Checked: No allergy documentation has taken place.
	Pre-Arrival: Click to view the Pre-Arrival Note. (QEH)

	Isolation: Isolation precautions have been ordered for this patient.
	24-Hour Return: This patient had a previous visit in the last 24 hours.
	48-Hour Return: This patient had a previous visit in the last 48 hours
	72-Hour Return: This patient had a previous visit in the last 72 hours
	14-Day Return: This patient had a previous visit in the last 14 days
	Workers Comp: This patient may qualify for Workers Compensation
	Inpatient
	BPMH First
	BPMH Second
	BPMH Completed
	CDU Patient (QEH)
	Observation (WH)


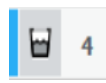

Vital Signs

-  Vital Signs are available and not critical
-  Vital Signs/Triage Reassessment may need to be reassessed.

Activity Indicators

Position the pointer over an indicator to view activity details. Click the icon to document.

The total number of outstanding activities is displayed on the right. The blue bar indicates that orders are ready for nurse review.

	This icon indicates an ordered medication
	This icon indicates a laboratory order if the specimen is defined as micro or AP
	This icon indicates a laboratory order if the specimen requires blood to be collected.

Nursing Activities

Click an order icon with an activities indicator to open the Activities tab. Once open, an icon is displayed with the total number of pending activities.



	Nurse Review: Click this icon to complete the nurse review if applicable.
	Document: Click this icon next to the appropriate activity to complete the associated documentation.
	Not Done: Click this icon next to the appropriate activity to indicate that the activity was not completed. You are prompted to enter a reason.
	Overdue: This icon indicates that the activity is overdue.
	Medication Administration Record: Click this icon to review and document medications from Medication Administration Record in the chart.

Version: May 2024

Medication Orders

- Medication Ordered
- Medication Order Completed

Laboratory Orders and Results

- Ready for review
- Critical Results with normal results

ECG Orders and Results

- ECG In Process: The ECG order has been placed and the procedure is either waiting to be completed or is in process.
- ECG Completed: The ECG is completed and reviewed.

Radiology Orders and Results

- Ordered
- Complete

Patient Care Orders

- Ordered
- Complete

Consult Orders

- Ordered
- Complete

Physician Documentation

	PowerNote ED needed
	PowerNote ED saved
	PowerNote ED signed

Throughput Status and Notification

The throughput status displays a patient's status. Standard throughput statuses include the table below:

Pre-Arrival ETA 00:00	Pre – Arrival (QEH)
Unassigned 00:19	Unassigned
Assigned 00:44	Assigned to a Provider
13:38	Orders Complete
00:07	Admit Orders Entered
00:00	Discharge
1117:32	Triage Needed
Triage Complete 03:37	Triage Complete
Dr Recheck 00:51	Dr.Recheck
Eval in Progress 1064:17	Evaluation in Progress