











Perioperative Tab Icons

	Case Overview – Takes you to Case Overview tab
	Finalize – Signs the OR document and completes the surgical case
	Add Segment – Allows to add a segment
	Case Attendees – Allows you to view the attendees documented
	Case Times – Opens the case time segment window
	Case Details – Gives an overview of the basic case details
	Electronic Signatures – Allows you to view who has signed the document to this point
	Billing and Dictation Report – Prints billing and dictation report (QEH only)
	Sign Document – Allows the user to quickly sign the intraoperative record (not finalize) in times when they have to step away from the workstation, leave the operating room for supplies, etc
	Required sections – Shows sections which are required