
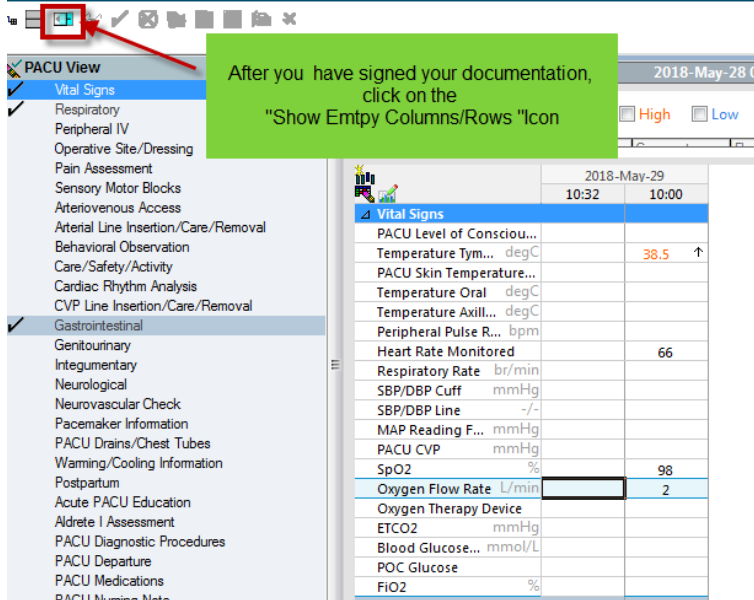


Hiding Empty Rows and Columns

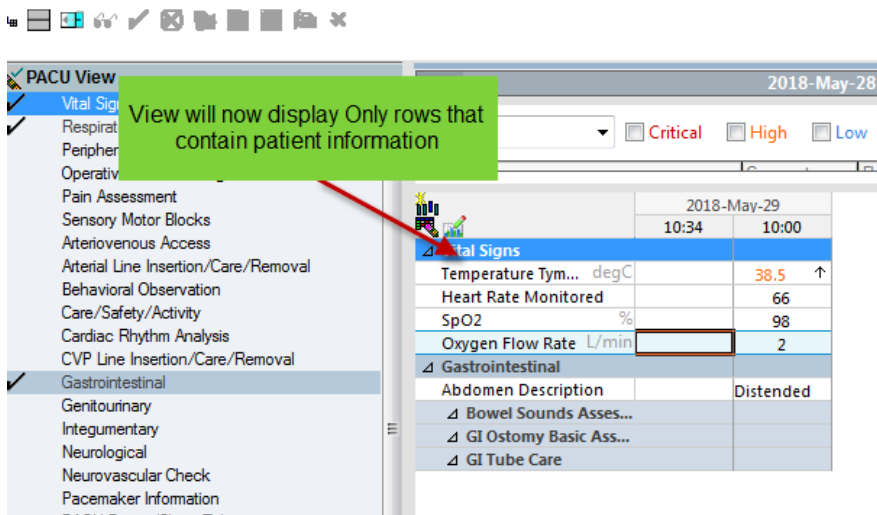
- This functionality allows the user to toggle between the condensed and complete views.
- Use of this function basically hides the empty rows.

The Show Empty Columns/Rows icon looks like this 

1. After you sign your documentation, click on the Show Empty Columns/Rows icon



2. This collapses the empty rows. Only rows which contain data will be displayed.



3. To reopen all of the data fields, click on the Show Empty columns/rows icon
All columns and rows are now available for documentation.

2018-May-28 09:28 - 2018-

Critical
 High
 Low
 Abnormal

	2018-May-29		
	10:38	10:37	10:00
Vital Signs			
PACU Level of Consciou...			
Temperature Tym... degC		37.9	38.5 ↑
PACU Skin Temperature...			
Temperature Oral degC			
Temperature Axill... degC			
Peripheral Pulse R... bpm			
Heart Rate Monitored		64	66
Respiratory Rate br/min			
SBP/DBP Cuff mmHg			
SBP/DBP Line -/-			
MAP Reading F... mmHg			
PACU CVP mmHg			
SpO2 %			98
Oxygen Flow Rate L/min			2
Oxygen Therapy Device			
ETCO2 mmHg			
Blood Glucose... mmol/L			
POC Glucose			
FI02 %			