

Communication and Conditional Orders

Communication orders: are used to communicate directly with other clinician groups/individuals

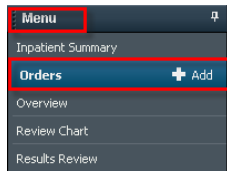
For example, another physician, a physio or occupational therapist

Conditional orders: are used to provide direction to staff to enter an active order under specific conditions

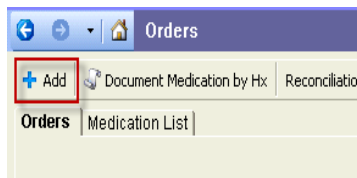
Examples of Conditional Orders: **“Discharge when”, “Discontinue IV when”, “ECG if”**

To enter a Communication or a Conditional order:

1. On the Menu select **“Orders”**

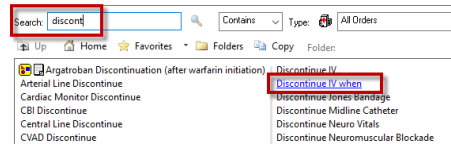


2. Click **“+Add”** (either on the Menu tab or on the Orders page)

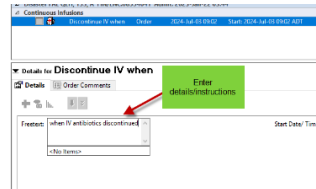


The **“Add Order”** window opens

3. In the **“Search”** field type the first few letters of the desired order
4. Select required order

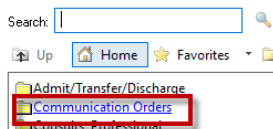


5. Enter Details as needed



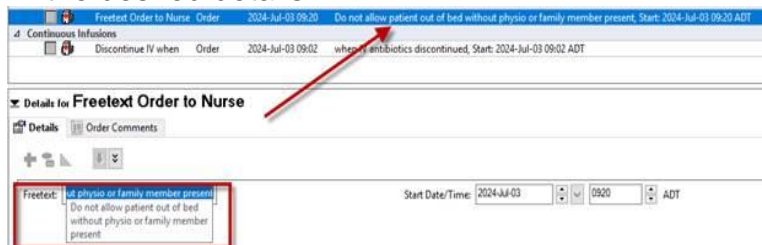
OR

6. Open the **“Communication Orders”** folder and search for the required order



Freertext order to Nurse:

- Used to communicate with the nursing staff
- Should only be used if an appropriate order is not available in the system
- In “Search” field type in “freertext”
- Select “Freertext order to Nurse”
- Fill in the desired details.



Note: NEVER use “Freertext order to Nurse” to enter Medication/DI/Lab orders

To Order Therapeutic Blood (Order and Draw) and Microbiology (Order and Collect) Specimens:

“Order and Draw”

- Are communication orders directing the nurse to obtain a blood sample and then place the appropriate lab order to go to the lab.
- They are mainly used for ABG’s, therapeutic drug levels and to make blood cultures conditional.
- The following is a list of all Order and Draw orders in the system

Order and Draw	Order and Draw Tobramycin Level Pre (Extended)
Order and Draw ABG	Order and Draw Tobramycin Level Pre and Post (Traditional)
Order and Draw Blood Culture Aerobic (Pediatric)	Order and Draw Valproic Acid Level
Order and Draw Blood Culture Aerobic (Pediatric) x2	Order and Draw Vancomycin Level Pre
Order and Draw Blood Culture Aerobic/ Anaerobic	Order and Draw Venous Blood Gas
Order and Draw Blood Culture Aerobic/ Anaerobic X 2	
Order and Draw cgrBAMazepine Level	
Order and Draw Digoxin Level	
Order and Draw Gentamicin 22 Hr Post Level (Neonates)	
Order and Draw Gentamicin Level Post (PEDS Extended)	
Order and Draw Gentamicin Level Pre (Extended)	
Order and Draw Gentamicin Level Pre and Post (Traditional)	
Order and Draw Lithium Level	
Order and Draw Phenytoin Level	
Order and Draw Theophylline Level	

How to place an “Order and Draw” Order:

1. Select the appropriate “Order and Draw” order
2. Enter any comments in the “Freertext” field
3. Sign the Order



Order and Collect

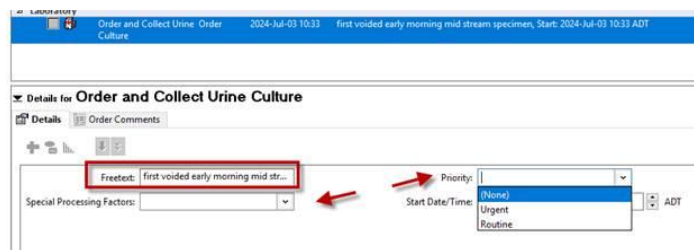
- Use for urine cultures, urinalysis, stool specimens, wound cultures and sputum specimens
- Directs nursing to obtain the specimen, and once obtained, nursing will enter the order producing the lab label
- The following is a list of **“Order and Collect”** orders in the system:

[Order and Collect](#)

Order and Collect Sputum
 Order and Collect Stool
 Order and Collect Urinalysis
 Order and Collect Urine Culture
 Order and Collect Wound Culture

How to place an **“Order and Collect”** order:

1. Select the appropriate **“Order and Collect”** option
2. Enter any comments/instructions in the **“Freetext”** field
3. Select **“Priority”** and any **“Special Processing Factors”** from the dropdown menus
4. Sign



Note: The clinician collecting the sample, will enter the actual order and complete the Order and Collect order.