





Patient Summary

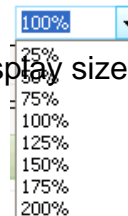
- The Patient Summary is a page where information about many aspects of the patient's care is combined in one location.
- The following components are included in the patient summary:
 - Patient Information
 - Medications
 - Home Medications
 - Labs
 - Vitals
 - Diagnostics
 - Measurements & Weight
 - Documents
 - New Order Entry
 - Orders 72 hours
- Another tab on this page is the Shift Summary. This populates textual renditions of the nursing documentation for the shift.


Tips for Using Patient Summary



- The Toolbar



- **Binocular** icon gives you the ability to quickly search for text on the Patient Summary 
- **Zoom In / Zoom Out** icons provide the ability to increase/decrease text on the Patient Summary 
- **Home** icon takes you back to the main page of the Patient Summary. 
- **Previous Page** and **Next Page** icons take you back and forth between pages within the chart. 
- **Drop down** provides quick access to change display size (Alternative to Zoom In/Zoom Out)

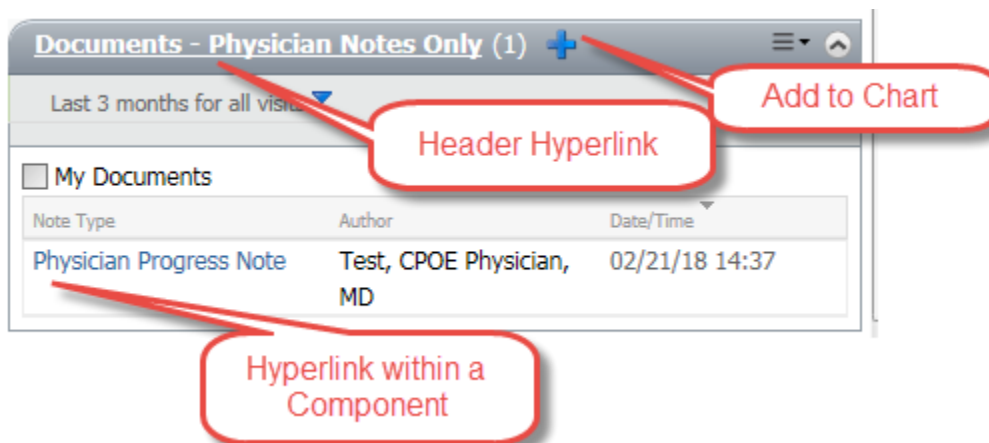




- **Print** button provides the ability to print the Patient Summary. 

- These **Back** and **Forward** buttons are for the Patient Summary only   . These buttons only become enabled when you have done something to make it change, for example, customize the view of the page.
- Each end user can customize this page through the **Customize** icon (located to the right of the patient summary)



- When customizing you can change the layout, move components around, expand or collapse all components, or filter the page.
- The Components
 - Clicking the header hyperlink of each Component will bring you directly to that area of the chart
 - Clicking the hyperlink within a component will bring you to that document or result
 - Click the + adjacent to the header hyperlink will allow you to add to the chart.



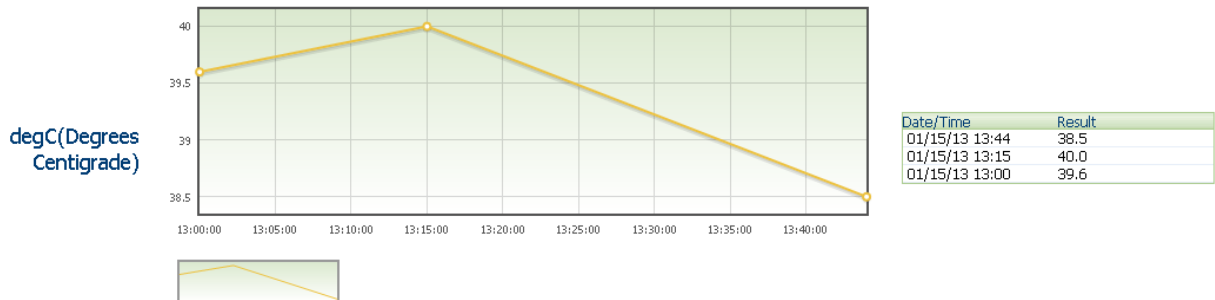
- Click the expand  or collapse  buttons in each section to expand or collapse the box
- Expand all sections by clicking [Expand All](#) from within the customize feature.
- Graph a result by clicking a result label (blue text)

Vital Signs + ▾

Selected visit

	Latest within	Previous within
Temp	↑ 38.5 1 mins	↑ 38.5 (1 mins) ↑ 40.0 (30 mins)

- A graph displays all data points for the result



To Document from a Patient Summary Add button:

1. Click the Add button next to the section you wish to document
2. Complete documentation as needed (ex: Add Documents, Add an Order)
3. Click Sign or OK

New Order Entry + ▾

All Orders ▾

Search New Order

Favorites Public

Favorites

- My Plan Favorites
- Meds

Orders 72 Hours (0) ▾

Last 72 hours for the selected visit

No results found

Diagnostic Imaging (0) ▾

Last 14 days for the selected visit

No results found

Documents - Physician Notes Only (1) + ▾

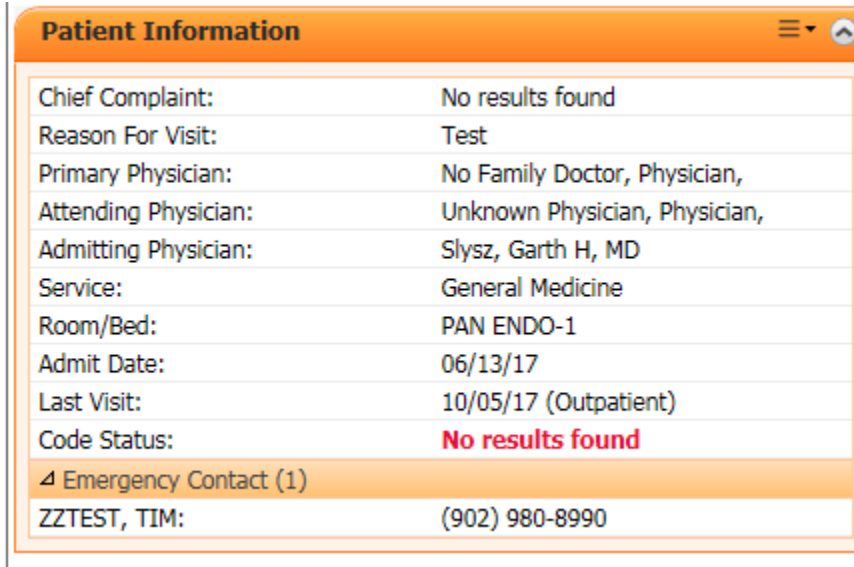
Last 3 months for all visits ▾

My Documents

Note Type	Author	Date/Time
-----------	--------	-----------

Patient Information Component

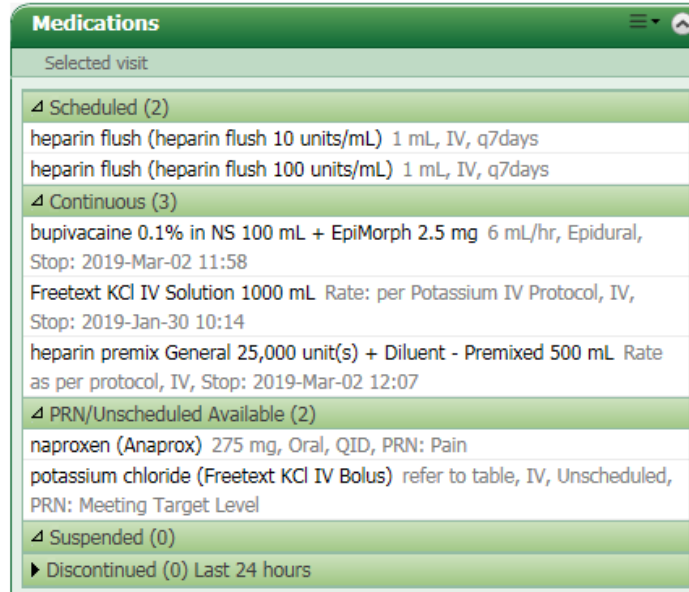
- Provides basic information about the patient including physician service, code status, etc.



Patient Information	
Chief Complaint:	No results found
Reason For Visit:	Test
Primary Physician:	No Family Doctor, Physician,
Attending Physician:	Unknown Physician, Physician,
Admitting Physician:	Slysz, Garth H, MD
Service:	General Medicine
Room/Bed:	PAN ENDO-1
Admit Date:	06/13/17
Last Visit:	10/05/17 (Outpatient)
Code Status:	No results found
⚡ Emergency Contact (1)	
ZZTEST, TIM:	(902) 980-8990

Medication Component

- Automatically populates the list of medications currently active, in a suspended status, or discontinued within the last 24 hours.



Medications	
Selected visit	
⚡ Scheduled (2)	
heparin flush (heparin flush 10 units/mL) 1 mL, IV, q7days	
heparin flush (heparin flush 100 units/mL) 1 mL, IV, q7days	
⚡ Continuous (3)	
bupivacaine 0.1% in NS 100 mL + EpiMorph 2.5 mg 6 mL/hr, Epidural, Stop: 2019-Mar-02 11:58	
Freetext KCl IV Solution 1000 mL Rate: per Potassium IV Protocol, IV, Stop: 2019-Jan-30 10:14	
heparin premix General 25,000 unit(s) + Diluent - Premixed 500 mL Rate as per protocol, IV, Stop: 2019-Mar-02 12:07	
⚡ PRN/Unscheduled Available (2)	
naproxen (Anaprox) 275 mg, Oral, QID, PRN: Pain	
potassium chloride (Freetext KCl IV Bolus) refer to table, IV, Unscheduled, PRN: Meeting Target Level	
⚡ Suspended (0)	
▶ Discontinued (0) Last 24 hours	

Home Medication Component

- This component lists the last documented home meds. To determine if this list has been updated during this visit, hover over the medication to see the order date.

The screenshot shows the 'Home Medications (4)' component. A tooltip is displayed over the medication 'LORazepam (Ativan) 0.5 mg, Oral, BID, PRN: Anxiety, 1 tab(s)'. The tooltip contains the following information:

- Home Medication: LORazepam (Ativan)
- Order Details: 0.5 mg, Oral, Tab, BID, PRN for Anxiety, 1 tab(s)
- Order Comments:
- Order Date: 01/09/2018
- Last Dose:
- Order Entered By: Unknown Physician, Physician,
- Type: Prescribed
- Compliance:
- Compliance Comment:

A red callout box points to the tooltip with the text: 'Hover over a med to determine when it was documented last'.

Vitals Component

- Vitals are for this visit only.
- It populates the most recent vitals at the top.
- Any elevated results will be in orange font while low results are in blue font.
- It has the ability to graph results as mentioned above.

The screenshot shows the 'Vital Signs' component for a 'Selected visit'. The table displays the following data:

	Latest within	Previous within	
Temp	↓ 33.0 1 mins	37.0 7 wks	↑ 37.8 8 mos
Peripheral Pulse Rate	88 7 wks	78 8 mos	70 8 mos
BP	120/60 7 wks	122/78 8 mos	--
Respiratory Rate	↑ 22 8 mos	--	--
SpO2 Saturation	98 7 wks	98 8 mos	98 8 mos
Neonatal Abstinence Score.	6 4 mos	--	--

Measurements and Weights Component

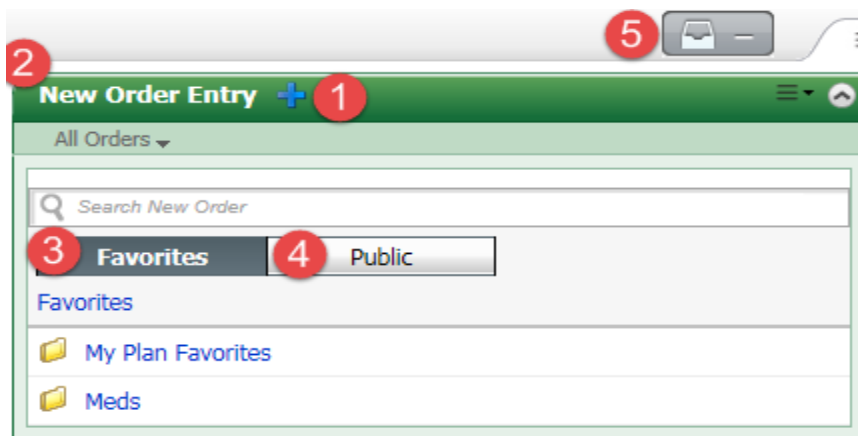
- Populates results for this visit only.
- Has the ability to graph results.
- The differences between last two results are reflected in the third column.

Labs Component

- Results shown are for this visit only
- May also be graphed.
- Lower results are shown in blue font and elevated results are in orange font.

New Order Entry

- From this component, you can add individual orders, care sets and PowerPlans for signature.
- This component also displays personal favorite folders to simplify the ordering process.



1. Clicking the plus sign will open the Add Order Window.
2. Brings you to the Orders Page of the chart.
3. Clicking the Favorites button displays your favorite folders.
4. Clicking the Public button displays the public folders.
5. This button will hold any orders for signature. Click here to sign these orders.

Orders 72 hours

- Displays all orders, with the exception of medications, ordered within the last 72 hours
- The orders display in all statuses i.e. discontinued, ordered, suspended etc.
- The orders are encounter specific
- Hovering over the order will display additional details

The screenshot shows a window titled "Orders 72 Hours (8)". It displays a table of orders for the last 14 days. A red callout bubble points to the "Blood Pressure" order, which is highlighted in yellow. To the left, a detailed view of this order is shown:

Order: Blood Pressure
 Order Details: Baseline and PRN, Start: 2013-Jan-09 14:59
 Order Comments:
 Order Date/Time: 01/09/2013 14:59
 Start Date/Time: 01/09/2013 14:59
 Status: Ordered
 Ordered by: Test, CPOE Physician, MD

Order	Status	Date/Time
XR Chest 2 Views Portable in Nursery	Ordered	01/14/13 10:19
Blood Pressure	Ordered	01/09/13 14:59
Activity as Tolerated	Ordered	01/09/13 14:59
Glucose Random	Ordered	01/09/13 14:43
XR Chest 2 Views Portable in Nursery	Ordered	01/09/13 14:38
Valuables and Belongings	Ordered	01/08/13 15:47
Admission History Adult	Ordered	01/08/13 15:47
Admission Assessment Adult	Ordered	01/08/13 15:47

Diagnostic Imaging

- This component displays the radiologist reports for the past 14 days.
- Clicking on a result will show the detailed written final report by the radiologist. Images are not displayed.

The screenshot shows a diagnostic imaging report viewer. On the left, a "Final Report" is displayed for an "XR Chest 1 View Portable". The report text includes:

Comparison is made with previous radiograph from the same day.
 Interval insertion of enteric tube, with the tip in the stomach. Otherwise, the lines and tubes are unchanged.
 There is evolving airspace disease in the left lower lobe, which appears more consolidated than on the previous study.
 There is also worsening airspace disease in the right midlung zone.
 Pneumomediastinum and subcutaneous emphysema appear unchanged.

cc. Physician:
 Result Type: XR Chest 1 View Portable

On the right, a "Diagnostic Imaging (13)" window shows a list of orders for the last 14 days:

Order	Status	Date/Time
Notify Anaesthetist if	Ordered	03/06/18 10:42
Order and Draw	Ordered	03/06/18 10:42
Notify Anaesthetist if	Ordered	03/06/18 10:42

Below this, a "Chest/ABD XR (10)" window shows a list of chest and abdominal X-ray orders:

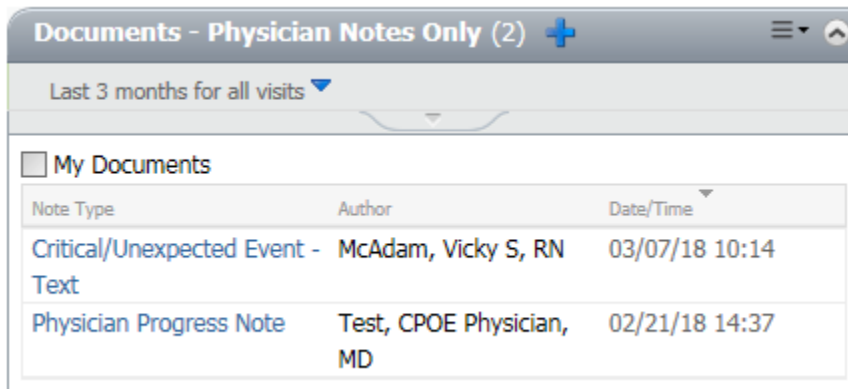
Order	Status	Date/Time
XR Chest 1 View Portable	Auth (Verified)	03/07/18 03:56
XR Chest 1 View Portable	Auth (Verified)	03/06/18 16:28
XR Chest 1 View Portable	Auth (Verified)	03/06/18 05:27
XR Chest 1 View Portable	Auth (Verified)	03/05/18 05:14
XR Chest 1 View Portable	Auth (Verified)	03/04/18 05:37
XR Chest 1 View Portable	Auth (Verified)	03/03/18 12:03
XR Chest 1 View Portable	Auth (Verified)	03/03/18 07:03
XR Chest 1 View Portable	Auth (Verified)	03/03/18 06:22
XR Chest 1 View Portable	Auth (Verified)	03/03/18 06:20
XR Chest 1 View Portable	Auth (Verified)	03/03/18 03:09

At the bottom, an "Other Diagnostics (3)" window shows:

Order	Status	Date/Time
CT Head w/o Contrast	Auth (Verified)	03/06/18 15:05
CT Chest / Abdomen w/ Contrast	Auth (Verified)	03/04/18 15:27
CT Thorax w/o Contrast	Auth (Verified)	03/03/18 10:23

Documents Component

- This is the only section of the chart where documents are filtered.
- The physician documentation and the critical event documentation populate here.
- Click the Plus sign to add a Progress Note.
- Click on the document title to read the actual document.



Shift Summary Tab

- Click the shift summary tab to display the summaries entered by nursing for this visit.
- Select the title for the appropriate date for the document you would like to review.

