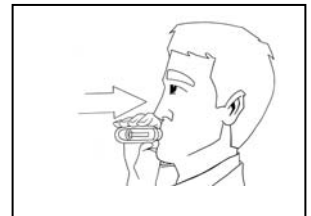
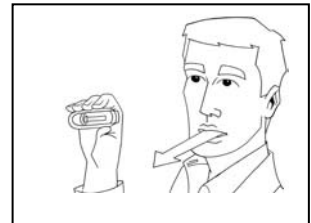
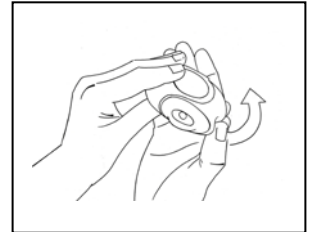
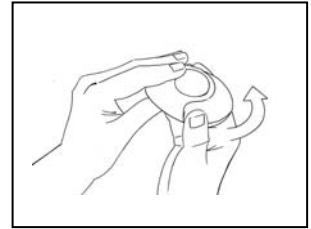


Cue Words

1. **Open** the Diskus.
2. **Slide** the lever.
3. **Breathe out.**
4. **Tilt chin up** slightly.
5. **Seal lips** around the mouthpiece.
6. **Breathe in** quickly and deeply.
7. **Hold breath** for 5-10 seconds.
8. **Breathe out.**
9. **Close** the Diskus.



How do I use my Diskus[®]?

1. To open: hold the outer case in one hand and put the thumb of the other hand on the thumb grip.
2. Push the thumb as far as it will go until a click is heard.
3. Slide the lever as far as it will go until a click is heard.
4. Hold the Diskus inhaler away from the mouth and breathe out completely.
5. With the mouthpiece to the lips, breathe in quickly and deeply.
6. Remove the Diskus inhaler.
7. Hold your breath for about 10 seconds, then breathe out slowly.
8. Close: Slide the thumb grip as far as it will go until a click is heard.

*** Always check the instructions included with your Diskus for directions on priming and proper use ***

Care of a Diskus

1. Store the device in a dry place, not in a damp environment i.e. bathroom.
2. Diskus is to be closed when not in use; only slide open when ready to take dose.
3. Diskus is to be kept away from direct frost, heat or sunlight and from high temperatures (above 30°C).
4. Check the number in the dose window counter to see how many doses are left. The indicator in the window will turn red when there are 5 doses left in the inhaler.