






How to Attach Your Clipper Blades:



1) Match the line on the clipper blade up with the first line on the clipper handle. Blade can be left in the clear package to avoid touching the blade if desired.



2) Push the clipper blade onto the clipper handle, the line on the clipper blade should match up with the second line on the clipper handle.



3) To dispose of the blade, place your thumb on the rigid indent of the blade and pop the blade off into the trash.



4) To clean the clipper of excess hair, run or dunk the clipper under water or wipe off with a non-corrosive disinfectant.