






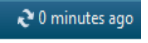







Organizer Icons

PowerChart Organizer toolbar.

- The icons that are available on the toolbar differ depending on the tab that is currently selected.

	Find Patient – Use this icon to launch the Find Patient window.
	Exit – Closes the patient chart. If the PowerChart Organizer is not open, exits the application.
	Clinical Calculator – Launches the clinical calculator application, which provides forms for various clinical formulas. When the required data elements are entered, the calculator solves the equation. The system manager can disable this option with a preference setting.
	Ad Hoc Charting – Opens a window where the user can select an unordered task/form to chart. The system manager can disable this option with a preference setting.
	Patient Management Conversations – Displays a menu listing site-defined ATD actions that can be initiated from the patient chart. For example, transfer or discharge of a patient. These options are defined by the system manager and are available only to those with patient management preferences.
	Print – Use this icon to print the current window.
	Recent – Shows the last five patient charts accessed
	Refresh – Use this icon to refresh the current window.
	Patient Product Inquiry – Allows access to Canadian Blood Services
	Collection Inquiry – Allows to access reprint lab labels & view status of lab orders
	Documents – Allows you to reprint registration labels
	Scheduling Appointment Book – Allows access to appointments books
	Medical Record Request – Allows access to print electronic chart