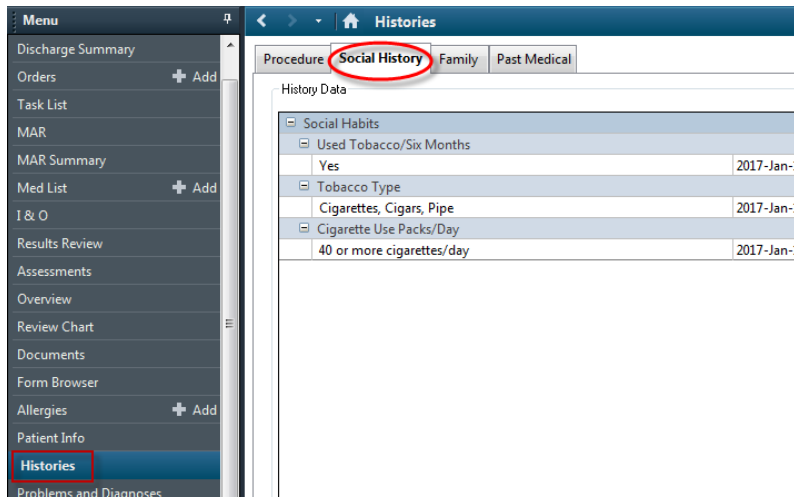


Social History

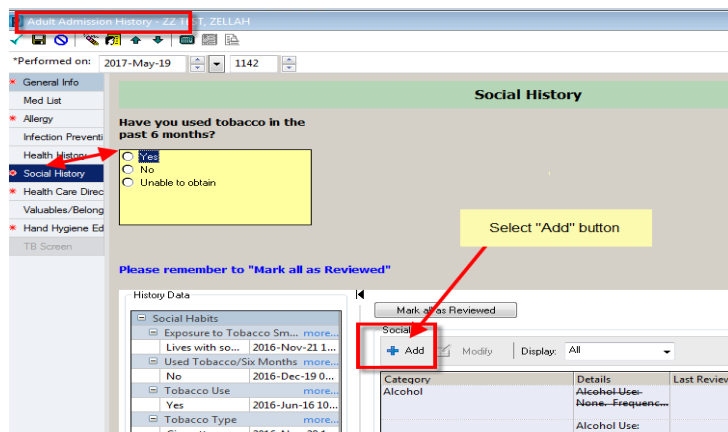


The Social History component includes the following categories:

1. Tobacco (required field)
2. Alcohol
3. Recreational Drug use
4. Other

How to Add Social History:

1. Complete the required field (if on the Assessment History powerform)
2. If 'Yes' was answered, enter the 'Tobacco Usage' information in the section below

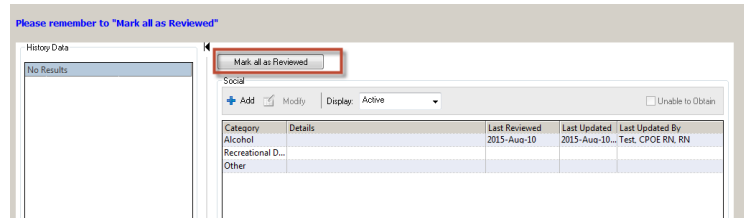


3. Click the **'+ Add'** button to document any Alcohol, Tobacco, Recreational Drug use or other
4. Document the data

5. Click **OK** to save changes
6. The dialog box will close

Note

- Information entered will carry from encounter to encounter.
- Remember to review and update information as needed.
- Once the '+Add' button has been selected, you will need to click 'Cancel' or 'OK' to return to the Social History main screen.
- Remember to click the 'Mark all as Reviewed' button



- Select 'Unable to Obtain' at the top of the Social History profile if unable to confirm history.



Social History Information can be Viewed on:

- 'Hand Off' tab (hover over the word to view further details)
- Histories tab